



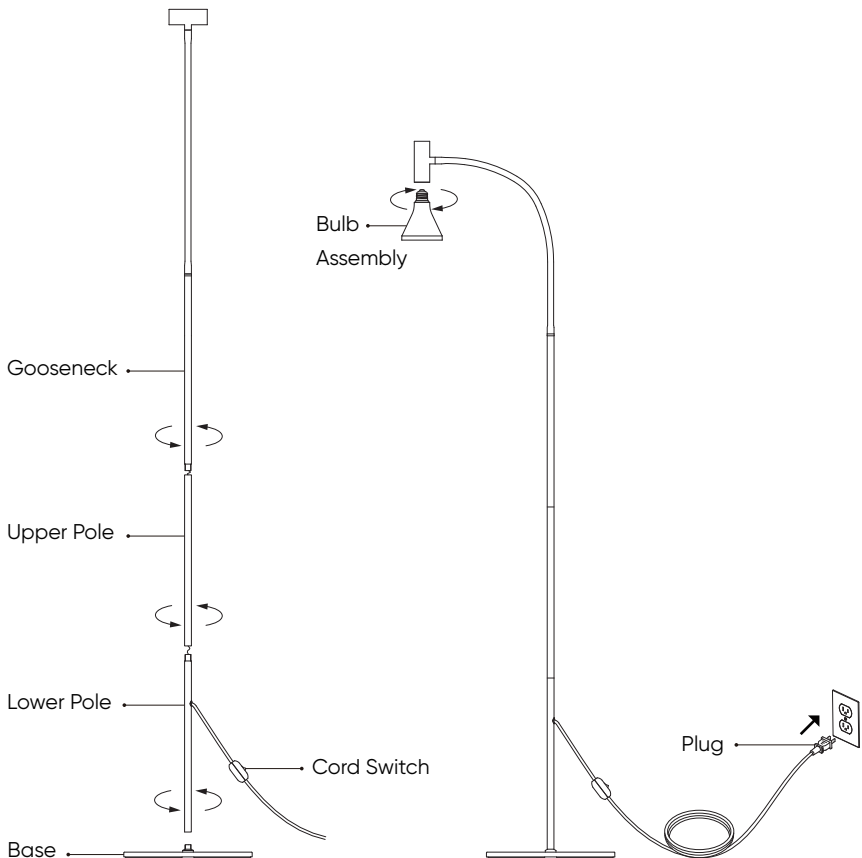
QUICK START GUIDE

WYZE FLOOR LAMP

ASSEMBLY

Review all instructions before assembling your lamp.

1. Remove all lamp parts from the packaging.
2. Pull the cord through the base to tighten the pole connections.
3. Screw the upper pole into the gooseneck.
4. Screw the upper pole into the lower pole.
5. Screw the lower pole into the base.
6. Screw the bulb assembly into the gooseneck.
7. Insert plug into the power outlet.




HOW TO USE

A. With the cord switch:

Daily use

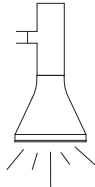
Toggle the cord switch to turn the lamp on/off.



B. With the Wyze PARB Remote:

Set up the lamp

- 1 Toggle the cord switch to turn on the light.

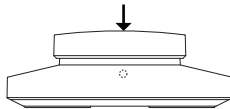


- 2 Install one AAA battery in the remote and pop out the side button. When the status light blinks yellow, it's ready to set up.

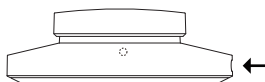
(Note: Start setup within 15 minutes of turning on the bulb)



- 3 Press the center button to pair when bulb flashes.

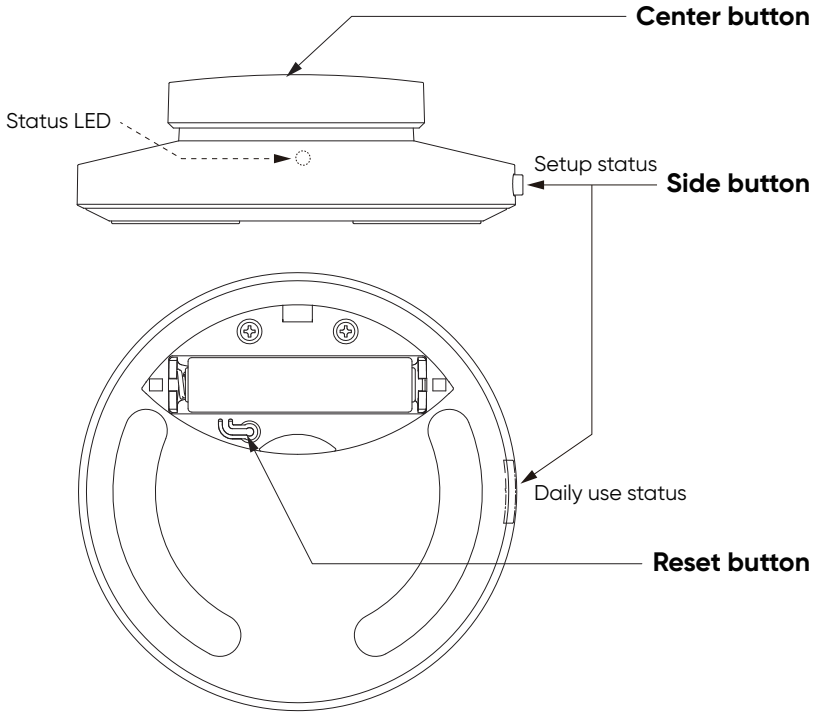


- 4 Push the side button back in when setup is complete.



Daily use

1. Keep the side button pushed in.
2. Twist the center button to adjust lamp brightness.
3. Press the center button to turn the lamp on/off.



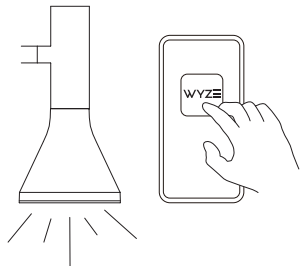
C. With the Wyze app

Set up the lamp

1. Download the Wyze app and create an account.
2. Tap the + plus sign and follow the setup instructions.

Daily use

Control and manage all Wyze Floor Lamp settings.



FACTORY RESET

Wyze PARB Remote: Press and hold the reset button inside the battery cover for at least 3 seconds, until the status light stops flashing.

Wyze PARB Bulb: Toggle the cord switch 5 times. The bulb will light up to maximum brightness when reset.

MOUNTING

The Wyze PARB Remote is magnetic. Place it on any magnetic surface, like the lamp pole or a refrigerator.

IMPORTANT SAFETY INSTRUCTIONS

This product has a polarized plug (one blade is wider than the other) as a feature to reduce the risk of electric shock. This plug will fit in a polarized outlet only one way. If the plug does not fit fully in the outlet, reverse the plug. If it still does not fit, contact a qualified electrician. Never use with an extension cord unless plug can be fully inserted. Do not alter the plug.

WARNING for Wyze Floor Lamp Stand

- Deviation from the assembly instructions may result in a risk of fire or electric shock.
- No shade is to be attached. Never cover the lamp or place anything on top of it while in use.
- The bulb gets hot quickly! Do not touch the bulb while the lamp is in use.
- Do not cut or shorten the power cord.
- Must unplug lamp to totally cut off power.
- Unplug lamp from power before assembling, screwing, or changing the bulb.
- The reset position of the self reset cord switch is "ON".
- To avoid electrocution, do not operate this lamp near water.
- Do not use with power supply voltage other than 120 VAC.
- To prevent risk of shock or personal injury when cleaning this lamp, unplug it from power first. Please allow sufficient time for the bulb to cool.

- Do not operate this lamp in close proximity to flammable or combustible vapors, such as aerosol spray products, or where oxygen is being administered.
- Do not defeat the safety purpose of the polarized plug. A polarized plug has two blades with one wider than the other. The wider blade is provided for your safety. If the provided plug does not fit into your outlet, consult an electrician for replacement of the obsolete outlet.
- Choking Hazard: This lamp contains small parts. Close supervision is recommended when this lamp is used by or near children or by others who may not understand the need for these precautions.
- Plastic bags can be dangerous. To avoid danger of suffocation, keep plastic packaging away from children.
- Certain medications may induce light sensitivity (e.g., antidepressants) which may result in discomfort or a level of hyperactivity. Consult with your health care provider before using this product.
- If you have a pre-existing eye condition, consult with your health care provider before using this product.
- For indoor use only.
- Use only the type of bulb and maximum wattage indicated by Wyze.
- Use max 25W SBLED or lamp adapter.
- Do not dismantle the product.
- This product may cause interference with radios, cordless telephones or devices that use a wireless remote control, such as televisions. If interference occurs, move the product away from the device, plug the product or device into a different outlet or move the lamp out of the line of sight of the remote control receiver.
- Do not operate this lamp if it has been damaged in any way. For example, if the power supply cord or plug has been damaged, liquid has been spilled or objects have fallen onto the lamp, the lamp has been exposed to rain, the lamp does not operate normally, or if the lamp has been dropped.
- Unplug lamp during lightning storms or when not in use for extended periods of time.
- Store the lamp in a dry, shaded area when not in use for extended periods of time.
- Protect the power cord from being walked on or pinched, particularly at the plug.
- Use only the power cord supplied with your lamp. If other power cords are used, damage to your lamp may occur.
- Avoid placing the lamp in areas that are dusty, lack ventilation, or are subject to constant vibration.

- Avoid placing this lamp in areas that are exposed to direct sunlight or close to heat-radiating products such as heaters and baseboards.
- After cleaning the lamp, wipe dry all moisture before restoring power.
- When cleaning this lamp, do not use solvents or cleaners containing abrasives or ammonia.
- If you smell a bad odor coming from the lamp, unplug the lamp immediately.
- Do not use wet hands to toggle the cord switch or unplug the lamp from power as it may cause electric shock.
- Do not bend the gooseneck excessively to avoid damage to the gooseneck and the power cord.

WARNING for Wyze PARB Bulb & Wyze PARB Remote

- This device is not intended for use with emergency exits or for emergency lighting.
- Only use the control provided with or specified by these instructions to control this lamp.
- This lamp will not operate properly when connected to a standard (incandescent) dimmer or dimming control.
- Not suitable for use with dimmers unless specifically designed for this product.
- Not for use in totally enclosed or recessed luminaires.
- Suitable for use in operating environments ranging between -4°F and 104°F (-20°C and +40°C).
- Do not clean the device when it is connected to the power.
- For your safety, do not dismantle the device. This will also void the warranty.
- The device is not designed to be used by children 12 years of age or younger.
- Disposal: Manage in accordance with disposal laws in your area.
- Choking Hazard: This remote contains small parts. Close supervision is recommended when this lamp is used by or near children or by others who may not understand the need for these precautions.
- Suitable for damp locations.
- Not compatible with photo sensors, timers or motion sensors.

FCC WARNING for Wyze Floor Lamp Stand

- This device complies with part 15 of the FCC Rules. Operation is subject to the following two conditions:
 - (1) This device may not cause harmful interference, and
 - (2) this device must accept any interference received, including interference that may cause undesired operation.
- Changes or modifications not expressly approved by the party responsible for compliance could void the user's authority to operate the equipment.

Note: This equipment has been tested and found to comply with the limits for a Class B digital device, pursuant to part 15 of the FCC Rules. These limits are designed to provide reasonable protection against harmful interference in a residential installation. This equipment generates, uses and can radiate radio frequency energy and, if not installed and used in accordance with the instructions, may cause harmful interference to radio communications. However, there is no guarantee that interference will not occur in a particular installation. If this equipment does cause harmful interference to radio or television reception, which can be determined by turning the equipment off and on, the user is encouraged to try to correct the interference by one or more of the following measures:

- Reorient or relocate the receiving antenna.
- Increase the separation between the equipment and receiver.
- Connect the equipment into an outlet on a circuit different from that to which the receiver is connected.
- Consult the dealer or an experienced radio/TV technician for help.

FCC WARNING for Wyze PARB Bulb & Wyze PARB Remote

- This device complies with part 15 of the FCC Rules. Operation is subject to the following two conditions:
 - (1) This device may not cause harmful interference, and
 - (2) this device must accept any interference received, including interference that may cause undesired operation.
- Changes or modifications not expressly approved by the party responsible for compliance could void the user's authority to operate the equipment.

Note: This equipment has been tested and found to comply with the limits for a Class B digital device, pursuant to part 15 of the FCC Rules. These limits are designed to provide reasonable protection against harmful interference in a residential installation. This equipment generates, uses and can radiate radio frequency energy and, if not installed and used in accordance with the instructions, may cause harmful interference to radio communications. However, there is no guarantee that interference will not occur in a particular installation. If this equipment does cause harmful interference to radio or television reception, which can be determined by turning the equipment off and on, the user is encouraged to try to correct the interference by one or more of the following measures:

- Reorient or relocate the receiving antenna.
- Increase the separation between the equipment and receiver.
- Connect the equipment into an outlet on a circuit different from that to which the receiver is connected.
- Consult the dealer or an experienced radio/TV technician for help.

The device complies with FCC radiation exposure limits set forth for an uncontrolled environment.

The device should be installed and operated with minimum distance of 20 cm between the radiator and your body.

This transmitter must not be co-located or operating in conjunction with any other antenna or transmitter.

This Class B digital device complies with Canadian ICES-005.

Wyze PARB Bulb FCC ID: 2AUIUWYZEP

Wyze PARB Bulb IC: 25466-WYZEP

Wyze PARB Remote FCC ID: 2AUIUWYZER1

Wyze PARB Remote IC: 25466-WYZER1

TROUBLESHOOTING

Problem: Unable to turn on the light by toggling the cord switch.

Troubleshooting Steps

1. Please make sure that:

- The plug is securely inserted into the wall.
- The bulb is securely seated into the socket.
- The power outlet has power. If not, try another outlet.

2. Uninstall the bulb assembly, then reinstall it. Caution: Always unplug the lamp before installing or replacing the bulb.

Problem: Unable to control the lamp with the remote.

Troubleshooting Steps

1. Make sure the battery is installed correctly in the back panel of the remote.
2. Replace the battery if the status light on the remote isn't flashing while in use.
3. Make sure the side button of the remote is pushed in.
4. If the remote still doesn't work, reset the remote and the bulb (see FACTORY RESET), then re-pair the bulb with the remote.

SPECIFICATIONS

Wyze Floor Lamp Stand

Model: WYZEFL1B

Dimension: 11.82 in × 11.82 in × 73.76 in

Weight: 7.06 lbs

Working voltage: 120 VAC 60Hz 1A

Operating temperature: -4°F - 104°F (-20°C - 40°C)

Storage temperature: -4°F - 131°F (-20°C - 55°C)

Warranty information: 12-month limited warranty

Made in China

Wyze PARB Remote

Model: WYZER1B

Battery: AAA/LR03 ×1

Bluetooth version: BLE 5.0

Operating temperature: 32°F - 104°F (0°C - 40°C)

Storage temperature: -4°F - 131°F (-20°C - 55°C)

Warranty information: 12-month limited warranty

Made in China

Wyze PARB Bulb

Model: WYZEPB4025

Shape: PAR30

Base type: E26

Lumens: 800 lumens

Color temperature: 4000K Cool White

Rated power: 9.0 watts

Working voltage: 120 VAC 60Hz

Life expectancy: 25000 hours

Dimension: 3.73 in × 3.73 in × 4.65 in

Bluetooth version: BLE 5.0

Operating temperature: -4°F - 104°F (-20°C - 40°C)

Storage temperature: -4°F - 131°F (-20°C - 55°C)

Warranty information: 3-year limited warranty

Made in China

IN THE BOX

- Wyze Floor Lamp Stand ×1
- Wyze PARB Bulb ×1
- Wyze PARB Remote ×1
- AAA/LR03 Battery ×1
- Quick Start Guide ×1

WYZE

NEED HELP?

Contact our Support Team:
<https://wyze.com/support>

Join our Community:
<https://wyze.com/community>

